

Operation —How to stack two units of Incubator shaker

一、 Required tools:

a. Internal hexagonal wrench

(Picture1)

b. Screws (Picture2)



c. Shock absorbing strip (Picture3)

d. Utility knife (Picture4)



二、 Operating steps:


1. Attach the shock absorbing strip to the top of the machine, align with the top edge, and cut off the extra parts(along diagonal).



2. Use a utility knife to cut out a rectangle and expose the screw holes to prepare for subsequent stacking installation.



3. Stack two units of the machine.



Note: The upper and lower holes are aligned.

4. Install the screws of both side of the machine by internal hexagonal wrench.

